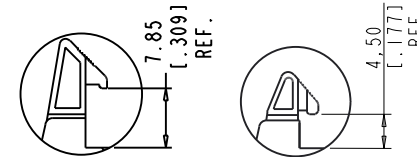
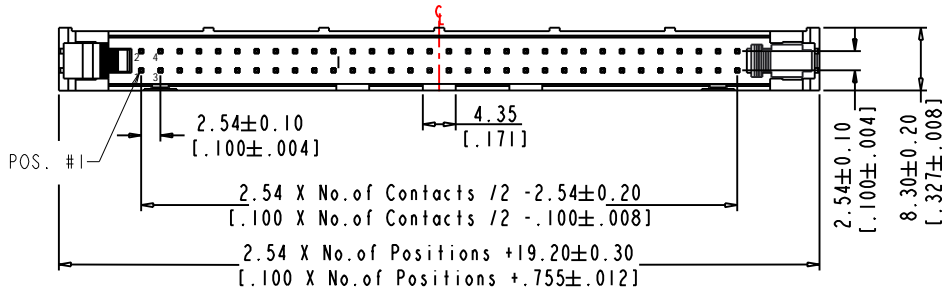
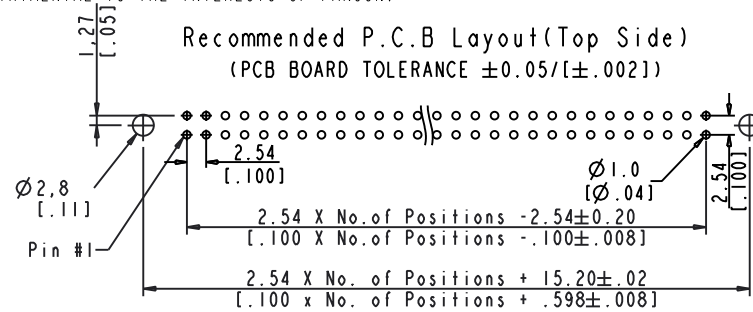
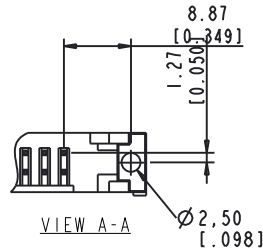


CONFIDENTIAL: THIS COPY IS PROVIDED ON A RESTRICTED BASIS AND IS NOT TO BE USED IN ANY WAY DETRIMENTAL TO THE INTERESTS OF PANCON.

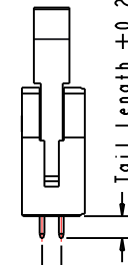
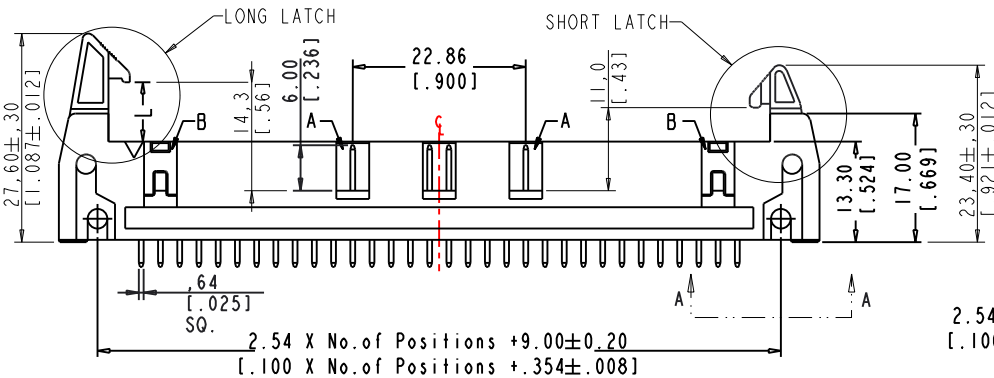
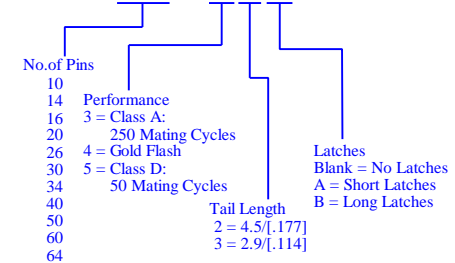
**NOTES:**

- 1) CURRENT RATING: 3.0A
- 2) CONTACT RESISTANCE: 20 mΩ MAX.
- 3) INSULATION RESISTANCE: 1000MΩ MIN.
- 4) WITHSTANDING VOLTAGE: 500VAC/MINUTE.
- 5) OPERATING TEMPERATURE: -40°C TO 105°C.
- 6) HOUSING MATERIAL: PBT OR PA9T 30%GF UL 94V-0; GRAY
- 7) PIN MATERIAL: BRASS ALLOY
- 8) SLOTS 'A' & 'B':  
 10-16 POSITION: W/O SLOTS 'A' & 'B'  
 20-50 POSITIONS: W/O SLOTS 'A' & W/ SLOTS 'B'  
 60-64 POSITION: W/ SLOTS 'A' & SLOTS 'B'
- 9) ALL DIMENSIONS ARE MM/[IN.]



Long Latch Short Latch

**P/N LEGEND**  
**050-0XX-1XXX**



				 www.pancon.de / GERMANY www.panconconnectors.com / USA				E. TAUNTON, MA	
				LAT-CON 050 SERIES STRAIGHT HEADER					
				UNLESS OTHERWISE SPECIFIED DIMENSIONAL TOLERANCES ARE: ( ) ± .5 [0.02] (ANGLES) ± .4 (XXX) ± .25 [0.010]				UNLESS OTHERWISE SPECIFIED, ALL DIMENSIONS ARE GIVEN IN INCHES. THIRD ANGLE PROJECTION	
14	4/23/14	DWS		UPDATED SHORT LATCH				SCALE: 2/1	
13	2/20/14	DWS		REDRAWN & REVISED				DRAWING NO. KA-10240	
REV.	DATE	BY	CHK	DESCRIPTION				CHK'D	DWG. A SIZE
				CN	-	R	CST	SUP	