

Serie CE/CT 156 / Series CE/CT 156

Serie CEH/CTH 156 / Series CEH/CTH 156



2- bis 24-polige End- und Durchgangs-Federleisten im Raster 3,96 mm, Abdeckkappen

- Hohe Strombelastbarkeit AWG 18, 12,5 A / 70 °C
- Kugelförmige Kontaktpunkte (Hertz-Stress Prinzip)
- Schwarzes Gehäuse Polyamid 6/6 hitze-stabilisiert UL 94V-0



3.96 mm (0.156") End and through connectors available in 2 - 24 circuits with optional cover

- Provides high current capacity, 18 AWG, 12.5 A / 70 °C
- Dimpled contact increases hertz stress
- 6/6 Nylon heat stabilised UL 94V-0 rated black housing



Abmessungen / Dimensions

		Polzahl / No. of Circuits																							
		2	3	4	5	6	7	8	9	10	11	12	13	14	15	16	17	18	19	20	21	22	23	24	
CE/CT (mm)	a	7,92	11,89	15,85	19,81	23,77	27,74	31,70	35,66	39,62	43,59	47,55	51,51	55,47	59,44	63,40	67,36	71,32	75,29	79,25	83,21	87,17	91,14	95,10	
	b	3,96	7,92	11,89	15,85	19,81	23,77	27,74	31,70	35,66	39,62	43,59	47,55	51,51	55,47	59,44	63,40	67,36	71,32	75,29	79,25	83,21	87,17	91,14	
CEH/CTH (mm)	a	7,92	11,89	15,85	19,81	23,77	27,74	31,70	35,66	39,62	43,59	47,55	—	—	—	—	—	—	—	—	—	—	—	—	
	b	3,96	7,92	11,89	15,85	19,81	23,77	27,74	31,70	35,66	39,62	43,59	—	—	—	—	—	—	—	—	—	—	—	—	

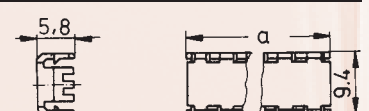
Bestell-Nummern<sup>3)</sup> / Part Number<sup>3)</sup>

Polzahl / No. of Circuits 2, 3, 4, 5, 6, 7, 8, 9, 10, 11, 12, 13, 14, 15, 16, 17, 18, 19, 20, 21, 22, 23, 24					
Ausführung / Version	Anschlussquerschnitt / Wire Size				Maß / Dimension / c (mm)
	AWG 24 (0,2 – 0,25 mm <sup>2</sup> )	AWG 22 (0,3 – 0,4 mm <sup>2</sup> )	AWG 20 (0,5 – 0,6 mm <sup>2</sup> )	AWG 18 (0,8 – 1,0 mm <sup>2</sup> )	
Leiteraufbau	7 × 0,203 19 × 0,127	7 × 0,254 19 × 0,160	7 × 0,320 19 × 0,203	7 × 0,404 19 × 0,254	
End-Federleisten / End Connector /	CE156F24-□ <sup>3)</sup> -□ <sup>4)</sup>	CE156F22-□ <sup>3)</sup> -□ <sup>4)</sup>	CE156F20-□ <sup>3)</sup> -□ <sup>4)</sup>	CE156F18-□ <sup>3)</sup> -□ <sup>4)</sup>	8,4
Durchgangs-Federleisten / Through Connector	CT156F24-□ <sup>3)</sup> -□ <sup>4)</sup>	CT156F22-□ <sup>3)</sup> -□ <sup>4)</sup>	CT156F20-□ <sup>3)</sup> -□ <sup>4)</sup>	CT156F18-□ <sup>3)</sup> -□ <sup>4)</sup>	9,0
End-Federleisten / End Connector /	—	—	—	CEH156F18-□ <sup>3)</sup> -□ <sup>4)</sup>	8,4
Durchgangs-Federleisten / Through Connector	—	—	—	CTH156F18-□ <sup>3)</sup> -□ <sup>4)</sup>	9,0
CEH/CTH Gehäusefarbe / CEH/CTH Case Colour	Schwarz / Black				
Kennfarbe Anschlussquerschnitt / AWG Identification Colour	Schwarz / Black	Rot / Red	Braun / Brown	Natur / Natural	
Schutzkappe für End-Federleisten / Snap-on Cover for End connectors					EC156F-□ <sup>3)</sup> -□ <sup>4)</sup>
Schutzkappe für Durchgangs-Federleisten / Snap-on Cover for Through connectors					TC156F-□ <sup>3)</sup> -□ <sup>4)</sup>
Kappe für End- und Durchgangs-Federleisten / Strain Relief Combination Cover					SCC156F-□ <sup>3)</sup> -□ <sup>4)</sup>

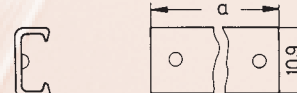
Schutzkappe EC (für End-Federleisten) Snap-on Covers EC (for end connectors)



Kappe SCC mit integr. Zugentlastung (für End- und Durchgangs-Federleisten) Strain Relief Combination Cover SCC (for end & through connectors)



Schutzkappe TC (für Durchgangs-Federleisten) Snap-on Covers TC (for through connectors)



<sup>3)</sup> Polzahl / No. of Poles <sup>4)</sup> Verpackungseinheit / Packing Quantity